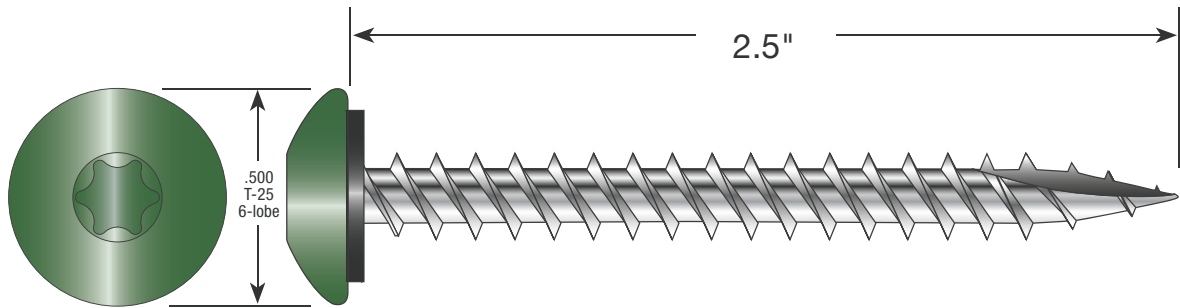




# Rocky Mountain Snow Guards Inc

ROCKY MOUNTAIN SNOW GUARDS  
 4231 S. NATCHES COURT, UNIT C  
 ENGLEWOOD, CO 80110  
 PHONE: (877) 414-7606  
 FAX: (720) 387-8361  
 www.rockymountainsnowguards.com



## PERFORMANCE DATA

PULL OUT STRENGTH VALUE (LBS. ULT.)	SUBSTRATE						
	3/4 PLY	5/8 PLY	1/2 PLY	7/16 OSB	2X Y. PINE	2X SPF	2X OAK
					1" PENETR.	1" PENETR.	1" PENETR.
	716	515	398	306	1067	517	1467

## #14 TYPE 17 Dimensions:

Drill Point: 30° Type 17  
 Major Diameter: .206/.200  
 Minor Diameter: .126/.122  
 Truss Head Dia: .500 (6-Lobe)



The Truss head is 50% lower than a standard HWH & provides a very aesthetic appearance.

PULL OVER STRENGTH VALUE (LBS. ULT.)  Pull over values are calculated with EPDM rubber washer assembled to 6-lobe Truss head.	DESIGNATION	MATERIAL	
		AZ55 GALVALUME	
	NOM. GAUGE	29	26
THICKNESS	.015	.019	
#10 Eclipse Woodbinder® EPDM ONLY		688	879



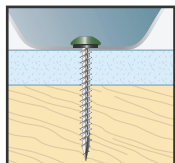

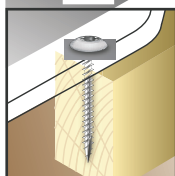
The Type 17 drill point consistently drills 29 & 26 gauge hi-tensile steel with no "point walking".



T-25-W Driver



ECLIPSE VS. HEX HEAD SHOWS LO-PROFILE EFFECT



- Round head with 6-lobe recess driver provides an aesthetic, low-profile appearance on sidewall metal applications installed into wood girts.
- Type 17 drill point quickly penetrates steel siding and eliminates metal shaving that can embed themselves in the rubber washer.
- Undercut EPDM rubber washer provides a secure seal even when driven at an angle.
- T-25-W driver specially designed to fit securely in the 6-lobe recess with no cam-out or paint damage.